



User Manual

PCE-PTH 10 Thermo-Hygrometer



User manuals in various languages (français, italiano, español, português, nederlands, türk, polski, русский, 中文) can be found by using our product search on: www.pce-instruments.com

Last change: 20 January 2022
v1.0



Contents

1	Safety notes.....	1
2	Specifications.....	2
3	Delivery scope.....	2
4	Device description	3
5	Display description	4
6	Switching the meter on and off	4
7	Set units	4
8	MIN / MAX / normal measuring mode.....	5
9	Insert or replace battery	5
10	Contact.....	5
11	Disposal	5

1 Safety notes

Please read this manual carefully and completely before you use the device for the first time. The device may only be used by qualified personnel and repaired by PCE Instruments personnel. Damage or injuries caused by non-observance of the manual are excluded from our liability and not covered by our warranty.

- The device must only be used as described in this instruction manual. If used otherwise, this can cause dangerous situations for the user and damage to the meter.
- The instrument may only be used if the environmental conditions (temperature, relative humidity, ...) are within the ranges stated in the technical specifications. Do not expose the device to extreme temperatures, direct sunlight, extreme humidity or moisture.
- Do not expose the device to shocks or strong vibrations.
- The case should only be opened by qualified PCE Instruments personnel.
- Never use the instrument when your hands are wet.
- You must not make any technical changes to the device.
- The appliance should only be cleaned with a damp cloth. Use only pH-neutral cleaner, no abrasives or solvents.
- The device must only be used with accessories from PCE Instruments or equivalent.
- Before each use, inspect the case for visible damage. If any damage is visible, do not use the device.
- Do not use the instrument in explosive atmospheres.
- The measurement range as stated in the specifications must not be exceeded under any circumstances.
- Non-observance of the safety notes can cause damage to the device and injuries to the user.

We do not assume liability for printing errors or any other mistakes in this manual.

We expressly point to our general guarantee terms which can be found in our general terms of business.

If you have any questions please contact PCE Instruments. The contact details can be found at the end of this manual.



2 Specifications

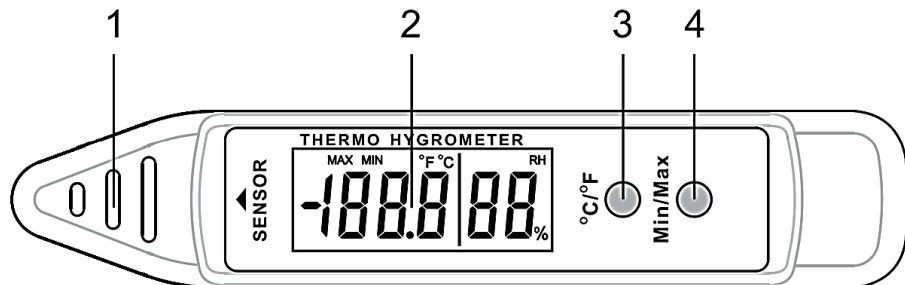
Temperature	
Measurement range	-10 ... 50 °C / 14 ... 122 °F
Resolution	0.1 °C / 32.18 °F
Measurement accuracy	±1.0 °C / 33.8 °F
Humidity	
Measurement range	20 ... 90 % RH
Resolution	1 % RH
Measurement accuracy	±15 % RH
Further specifications	
Units	°C, °F
Functions	Normal measuring mode, MIN / MAX
Measurement rate	1 value every seconds 10
Power supply	1.5 V, LR44, battery
Power consumption	<10 µA
Operating conditions	-10 ... 50 °C / 14 ... 122 °F, <90 % RH, non-condensing
Storage conditions	-10 ... 60 °C / 14 ... 140 °F, <90 % RH, non-condensing
Dimensions	138 x 27 x 19 mm / 5.4 x 1.0 x 0.7"
Weight	40 g / 1.4 oz

3 Delivery scope

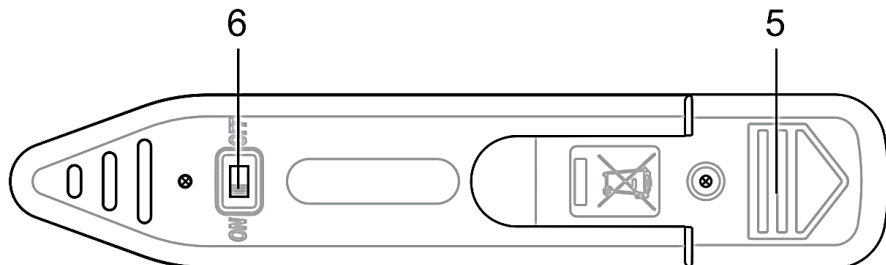
- 1 x thermo-hygrometer PCE-PTH 10
- 1 x 1.5 V LR44 battery
- 1 x user manual

4 Device description

Front view

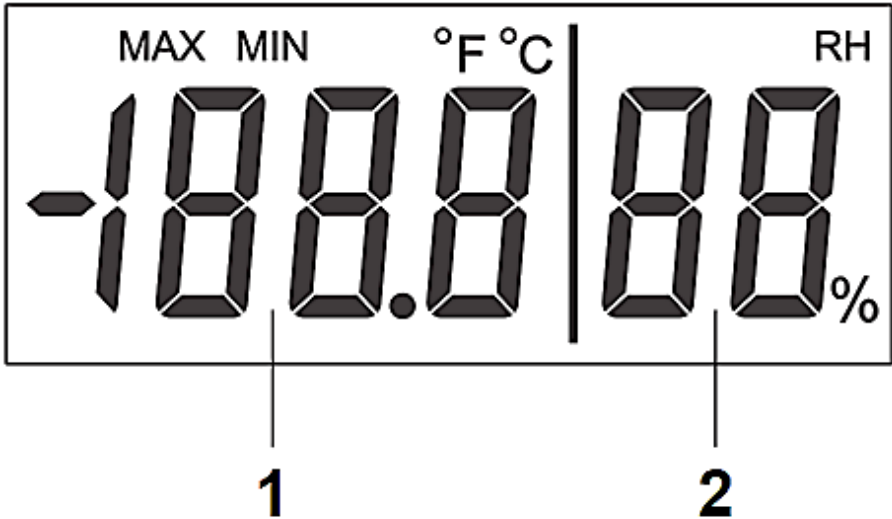


Rear view



No.	Description
1	Temperature and humidity sensor
2	Display
3	Unit key to select between °C and °F
4	MIN / MAX key to display the highest and lowest measured value
5	Battery compartment and retaining clip
6	On and off switch

5 Display description



No.	Description
1	Temperature reading
2	Humidity reading

Display	Description
RH	Relative humidity
%	Unit for relative humidity
MAX	The values displayed are the highest measured values
MIN	The values displayed are the lowest measured values
°C	Unit for degrees Celsius
°F	Unit for degrees Fahrenheit

6 Switching the meter on and off

To turn the meter on and off, press the switch on the back of the meter.

7 Set units

To select between the units °C and °F, press the unit key.

8 MIN / MAX / normal measuring mode

After switching on the meter, the measurement is recorded directly. At the same time, the highest and lowest measured values are saved in the background. To see these values, repeatedly press the "MIN / MAX" key on the meter until "MAX" is displayed for the highest measured value or "MIN" for the lowest measured value. If nothing is displayed, you are in normal measuring mode.

Note:

If no entry is made, the meter automatically switches back to normal measuring mode after 8 seconds. As soon as the meter is switched off, the memory is cleared.

9 Insert or replace battery

To insert or replace the battery, first switch off the meter. Open the battery compartment on the back with a Phillips screwdriver. Now insert a 1.5 V LR44 battery into the meter. Make sure that the polarity is correct when inserting the battery. Then close the battery compartment. The meter is ready for use again.

10 Contact

If you have any questions, suggestions or technical problems, please do not hesitate to contact us. You will find the relevant contact information at the end of this user manual.

11 Disposal

For the disposal of batteries in the EU, the 2006/66/EC directive of the European Parliament applies. Due to the contained pollutants, batteries must not be disposed of as household waste. They must be given to collection points designed for that purpose.

In order to comply with the EU directive 2012/19/EU we take our devices back. We either re-use them or give them to a recycling company which disposes of the devices in line with law.

For countries outside the EU, batteries and devices should be disposed of in accordance with your local waste regulations.

If you have any questions, please contact PCE Instruments.





PCE Instruments contact information

Germany

PCE Deutschland GmbH
Im Langel 26
D-59872 Meschede
Deutschland
Tel.: +49 (0) 2903 976 99 0
Fax: +49 (0) 2903 976 99 29
info@pce-instruments.com
www.pce-instruments.com/deutsch

United Kingdom

PCE Instruments UK Ltd
Unit 11 Southpoint Business Park
Ensign Way, Southampton
Hampshire
United Kingdom, SO31 4RF
Tel: +44 (0) 2380 98703 0
Fax: +44 (0) 2380 98703 9
info@pce-instruments.co.uk
www.pce-instruments.com/english

The Netherlands

PCE Brookhuis B.V.
Institutenweg 15
7521 PH Enschede
Nederland
Telefoon: +31 (0)53 737 01 92
info@pcebenelux.nl
www.pce-instruments.com/dutch

France

PCE Instruments France EURL
23, rue de Strasbourg
67250 Soultz-Sous-Forêts
France
Téléphone: +33 (0) 972 3537 17
Numéro de fax: +33 (0) 972 3537 18
info@pce-france.fr
www.pce-instruments.com/french

Italy

PCE Italia s.r.l.
Via Pesciatina 878 / B-Interno 6
55010 Loc. Gragnano
Capannori (Lucca)
Italia
Telefono: +39 0583 975 114
Fax: +39 0583 974 824
info@pce-italia.it
www.pce-instruments.com/italiano

United States of America

PCE Americas Inc.
1201 Jupiter Park Drive, Suite 8
Jupiter / Palm Beach
33458 FL
USA
Tel: +1 (561) 320-9162
Fax: +1 (561) 320-9176
info@pce-americas.com
www.pce-instruments.com/us

Spain

PCE Ibérica S.L.
Calle Mayor, 53
02500 Tobarra (Albacete)
España
Tel. : +34 967 543 548
Fax: +34 967 543 542
info@pce-iberica.es
www.pce-instruments.com/espanol

Turkey

PCE Teknik Cihazları Ltd.Şti.
Halkalı Merkez Mah.
Pehlivan Sok. No.6/C
34303 Küçükçekmece - İstanbul
Türkiye
Tel: 0212 471 11 47
Faks: 0212 705 53 93
info@pce- cihazlari.com.tr
www.pce-instruments.com/turkish