



Quick Start Guide

Laboratory Balance PCE-DPS 25



User manuals in various languages (français, italiano, español, português, nederlands, türk, polski, русский, 中文) can be found by using our product search on: www.pce-instruments.com

Last change: 9 April 2021
v1.0



Contents

1	Safety notes	1
2	Specifications	2
3	Switching on and weighing	2
4	Counting function	3
4.1	Determining individual weights with the balance	3
4.2	Determine individual weight via keyboard	3
5	Quantity check function	3
5.1	Specify number of pieces as target quantity	3
5.2	Checking the piece quantity - check function with alarm	3
5.3	Back to normal piece counting	4
6	Warranty	4
7	Disposal	4

1 Safety notes

Please read this quick start guide carefully and completely before you use the device for the first time. The device may only be used by qualified personnel and repaired by PCE Instruments personnel. Damage or injuries caused by non-observance of the guide are excluded from our liability and not covered by our warranty.

- The device must only be used as described in this quick start guide. If used otherwise, this can cause dangerous situations for the user and damage to the meter.
- The instrument may only be used if the environmental conditions (temperature, relative humidity, ...) are within the ranges stated in the technical specifications. Do not expose the device to extreme temperatures, direct sunlight, extreme humidity or moisture.
- Do not expose the device to shocks or strong vibrations.
- The case should only be opened by qualified PCE Instruments personnel.
- Never use the instrument when your hands are wet.
- You must not make any technical changes to the device.
- The appliance should only be cleaned with a damp cloth. Use only pH-neutral cleaner, no abrasives or solvents.
- The device must only be used with accessories from PCE Instruments or equivalent.
- Before each use, inspect the case for visible damage. If any damage is visible, do not use the device.
- Do not use the instrument in explosive atmospheres.
- The measurement range as stated in the specifications must not be exceeded under any circumstances.
- Non-observance of the safety notes can cause damage to the device and injuries to the user.

We do not assume liability for printing errors or any other mistakes in this guide.

We expressly point to our general guarantee terms which can be found in our general terms of business.

If you have any questions please contact PCE Instruments. The contact details can be found at the end of this manual.



2 Specifications

Weighing plate 1	
Measurement range	25 kg / 55 lbs
Measurement accuracy	±2 g
Resolution	0.5 g
Weighing plate dimensions	345 x 260 mm / 13.6 x 10.2 in
Weighing plate 2	
Measurement range	1 kg / 2.2 lbs
Measurement accuracy	±0.08 g
Resolution	0.02 g
Weighing plate dimensions	114 x 114 mm / 4.5 x 4.5 in
Further specifications	
Interfaces	USB-A (connection to PC)
	SUB D9 female (connection of an external measuring cell)
	SUB D9 male (RS232)
Power supply mains adaptot	Primary: 100 ... 240 VAC, 50/60 Hz, 0.5 A
	Secondary: 12 VDC, 1 A
Built-in battery	2000 mAh
Dimensions	320 x 120 x 480 mm / 12.6 x 4.7 x 18.9 in
Operating conditions	0 ... 40 °C / 32 ... 104°F
Weight	8,6 kg / 19 lbs

3 Switchig on and weighing

- The on/off switch is located on the back of the balance.
- The **SCALE** key switches between platform S1, S2 and S3.
- Confirm selection with **ENTER**.

Attention!

The total weight is displayed in kilogrammes and the individual weight in grammes.

4 Counting function

4.1 Determining individual weights with the balance



- Place any quantity of pieces on the balance as a reference.
- Enter the number of pieces via the keyboard.
- Press the **SAMPLE** key.
- under **UNIT WEIGHT**, the determined individual weight is displayed
- a) Count immediately with this single weight
 - Remove reference quantity
 - Place container on platform and **tare** with **>T<** key.
 - Fill quantity to be counted into container.
 - Total weight, individual weight and number of pieces are displayed.
- b) Save single weight
 - Press the **SAVE** key.
 - The indication "(01)" for memory item 01 appears under **Weight**.
 - Change memory item number (01) to (16) with the * key.
 - Confirm with **ENTER**.
- c) Retrieve individual weight from memory
 - Type in the memory item number.
 - Press the **READ** key.
 - The saved individual weight appears under **UNIT WEIGHT**.

4.2 Determine individual weight via keyboard



- Enter individual weight via keyboard.
- Delete wrong values with **C** key.
- Press the **UNIT** key to count immediately
- Continue as under 4.1 b) and 4.1 c).

5 Quantity check function

5.1 Specify number of pieces as target quantity



- Press the  key, **CH=OFF** appears under **Weight**.
- Press the key * twice so that the 0 flashes under **Total**.
- Enter target quantity via keyboard, e. g. 25.
- Press * to return to **CH=OFF**.
- Press the  key - all displays return to 0.

5.2 Checking the piece quantity - check function with alarm

- The check function must be set to **CH=ON**.
- Press the  key, change with **ENTER**,
- Back with  key.
- Place the weighing container on the platform and **tare** with **>T<**.
- Enter individual weight as under chapter 4.1 or 4.2.
- Add quantity to be checked.
- The current number of pieces is displayed and if the preset number of pieces is exceeded, an alarm sounds.



5.3 Back to normal piece counting

- The check function must be set to **CH=OFF**.
- Press  key; switch to **CH=OFF** with **ENTER**.
- Return to normal weighing mode with  key.

6 Warranty

You can read our warranty terms in our General Business Terms which you can find here: <https://www.pce-instruments.com/english/terms>.

7 Disposal

For the disposal of batteries in the EU, the 2006/66/EC directive of the European Parliament applies. Due to the contained pollutants, batteries must not be disposed of as household waste. They must be given to collection points designed for that purpose.

In order to comply with the EU directive 2012/19/EU we take our devices back. We either re-use them or give them to a recycling company which disposes of the devices in line with law.

For countries outside the EU, batteries and devices should be disposed of in accordance with your local waste regulations.

If you have any questions, please contact PCE Instruments.



PCE Instruments contact information

Germany

PCE Deutschland GmbH
Im Langel 4
D-59872 Meschede
Deutschland
Tel.: +49 (0) 2903 976 99 0
Fax: +49 (0) 2903 976 99 29
info@pce-instruments.com
www.pce-instruments.com/deutsch

United Kingdom

PCE Instruments UK Ltd
Unit 11 Southpoint Business Park
Ensign Way, Southampton
Hampshire
United Kingdom, SO31 4RF
Tel: +44 (0) 2380 98703 0
Fax: +44 (0) 2380 98703 9
info@pce-instruments.co.uk
www.pce-instruments.com/english

The Netherlands

PCE Brookhuis B.V.
Institutenweg 15
7521 PH Enschede
Nederland
Telefoon: +31 (0)53 737 01 92
info@pcebenelux.nl
www.pce-instruments.com/dutch

France

PCE Instruments France EURL
23, rue de Strasbourg
67250 Soultz-Sous-Forets
France
Téléphone: +33 (0) 972 3537 17
Numéro de fax: +33 (0) 972 3537 18
info@pce-france.fr
www.pce-instruments.com/french

Italy

PCE Italia s.r.l.
Via Pesciatina 878 / B-Interno 6
55010 Loc. Gragnano
Capannori (Lucca)
Italia
Telefono: +39 0583 975 114
Fax: +39 0583 974 824
info@pce-italia.it
www.pce-instruments.com/italiano

Hong Kong

PCE Instruments HK Ltd.
Unit J, 21/F., COS Centre
56 Tsun Yip Street
Kwun Tong
Kowloon, Hong Kong
Tel: +852-301-84912
jyi@pce-instruments.com
www.pce-instruments.cn

Spain

PCE Ibérica S.L.
Calle Mayor, 53
02500 Tobarra (Albacete)
España
Tel. : +34 967 543 548
Fax: +34 967 543 542
info@pce-iberica.es
www.pce-instruments.com/espanol

Turkey

PCE Teknik Cihazları Ltd.Şti.
Halkalı Merkez Mah.
Pehlivan Sok. No.6/C
34303 Küçükçekmece - İstanbul
Türkiye
Tel: 0212 471 11 47
Faks: 0212 705 53 93
info@pce-cihazlari.com.tr
www.pce-instruments.com/turkish

United States of America

PCE Americas Inc.
1201 Jupiter Park Drive, Suite 8
Jupiter / Palm Beach
33458 FL
USA
Tel: +1 (561) 320-9162
Fax: +1 (561) 320-9176
info@pce-americas.com